




# ARCHETYPE

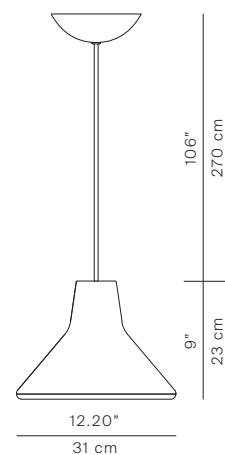
design Goodmorning Technology, 2010

**LUCE  
PLAN**

Type:	Suspension	
Light source:	LED 15W <sup>(*)</sup> 3000K 606 lm (delivered) dimmable with wall switch	EEL: A
Product use:	Indoor	
Materials:	Aluminium painted body, polycarbonate silkscreened shade.	
Colors:	White, black, light blue, red	
Description:	A reassuring, archetypal suspension lamp with a Fifties silhouette. Designed by the Danish studio Goodmorning Technology, it references the emblematic formal rigor and functional minimalism of the legendary "Danish Modern" tradition. A timeless classic that combines high technology and innovative light diffusion with simple lines and clean forms, ideal for both classic and modern settings.	
Insulation class:	  	
Awards:	Red Dot 2012, prize	
Reference code:	Structure	
	1D680L000002	white
	1D680L000001	black
	1D680L000023	light blue
	1D680L000007	red



D68L - screw connection E27



weight 1 kg - ceiling rose ø 17,5 cm, h. 4 cm

<sup>(\*)</sup> The LED lamps cannot be changed in the luminaire  
Power consumption by device

